

# CHAPTER 2

# TECHNICAL DATA

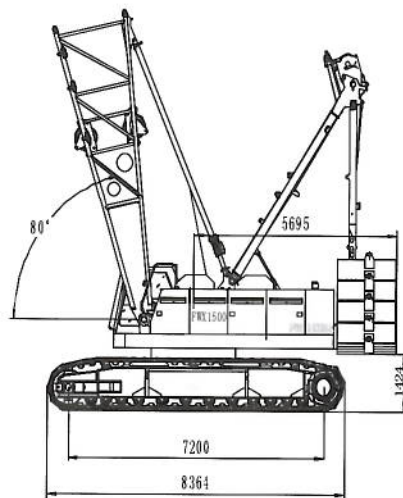
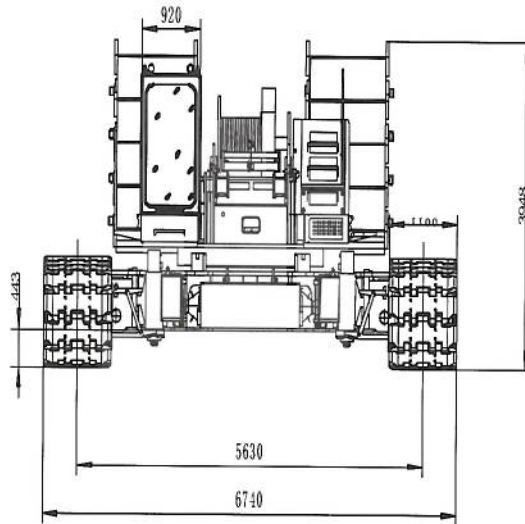
2.1 General Specifications

Export Model: Q160C  
 Domestic model name: QUY150C  
 Max. Rated Capacity: 160 Tonnes  
 Max. Hoist Torque: 160tX5m (900t.m)

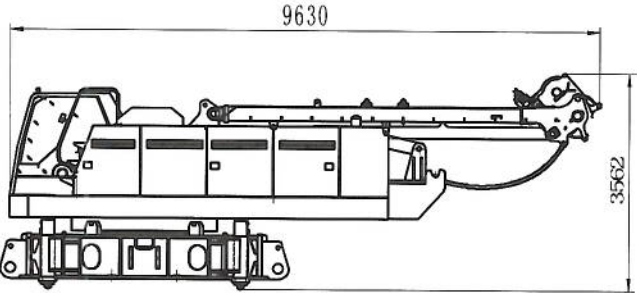
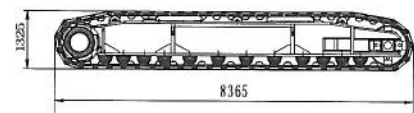
Descriptions		UOM	Data	
Main boom length		m	15.2~81.2	
Fly jib length		m	13~31	
Max. length of main boom an fly jib		m	69.2+31	
Boom angle		°	30~80	
Operating speed	Line speed	Hoist	m/min	High Speed 117-142
		Lower	m/min	High Speed 117-142
		Boom hoist	m/min	30*
		Boom lower	m/min	30
	Slew		r/min	0-2.3
	Travel		km/h	0.63-1.25*
Parts of Line Ratio	16	Single line pull	13.5t	
Grade ability (with basic boom and cab on rear side)		%	30	
Rated power output/rotation speed of diesel engine		KW/rpm	QSL/209KW2100rpm	
Mass		t	152--165	
Ground pressure (with basic boom)		MPa	0.092/0.096	
Counterweight		t	56+10	
Overall Dimensions		mm	9750×3380×3580	

\* Speed may vary with load

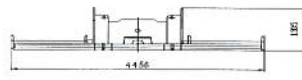
## 2.2 Overall Dimensions

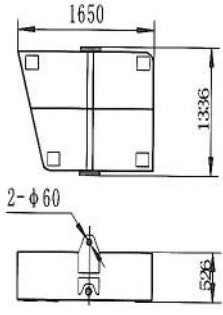
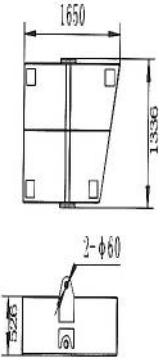
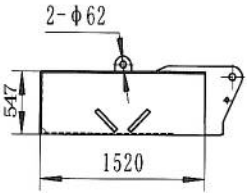


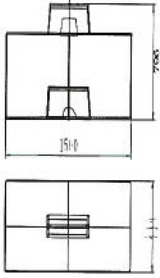
2.2.1 Car Body

Description	Dimensions (mm)	Weight (Kg)
Superstructure (Slewing Gear, Undercarriage, Main/Aux Winch, Derricking Winch, Mast, Frame, Counterweight)		42000
Crawler Track Chassis Chassis Width 6370mm Track Width 1100mm		20400

2.2.2 Ballast

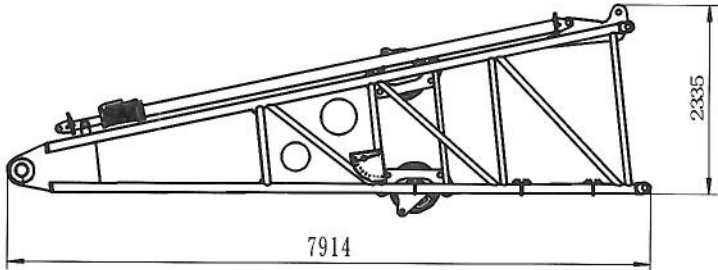
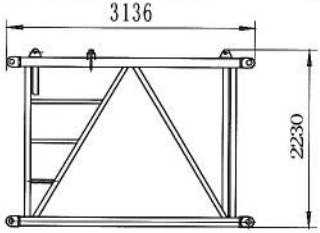
Description	Dimensions mm	Weight kg
Counterweight ( Base Plate)		12526

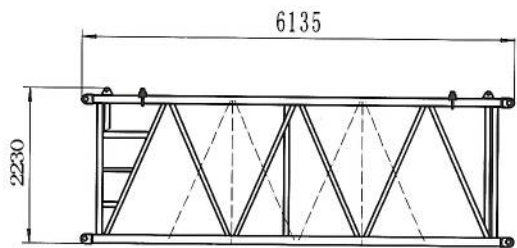
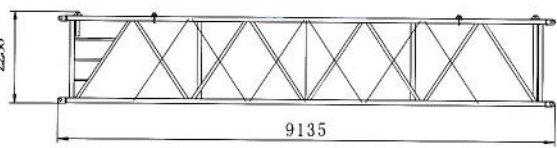
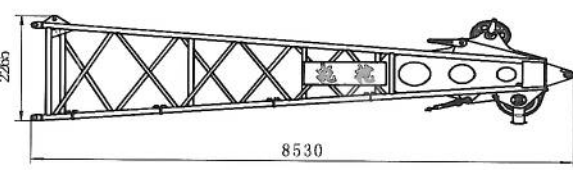
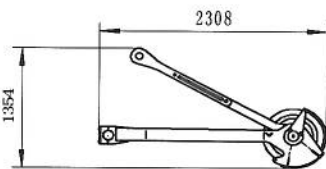
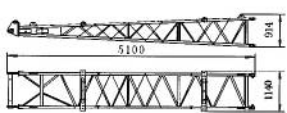
<p>Counterweight A</p>		<p>4707/Piece</p>
<p>Counterweight B</p>		<p>4707/Piece</p>
<p>Counterweight ( Car Body Counterweight )</p>		<p>5100/Piece</p>

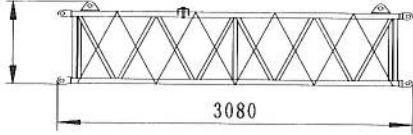
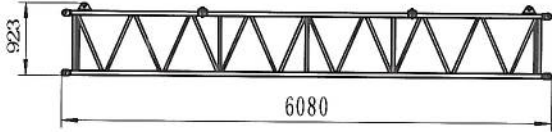
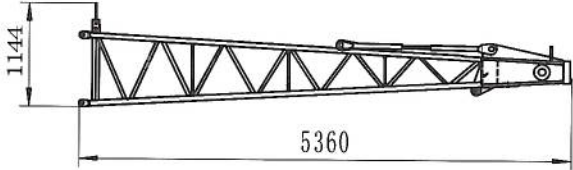
Counterweight D		2827/Piece
-----------------	---	------------

**2. 2. 3 Boom System**

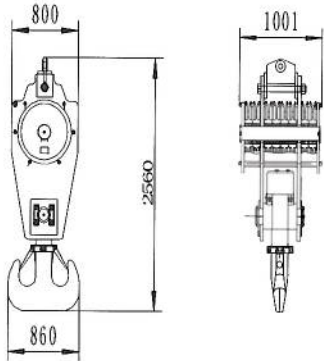
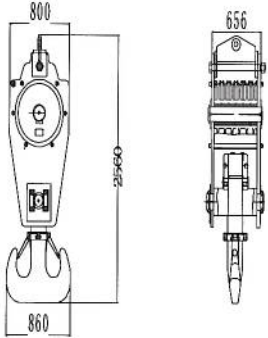
Pendant bar weight is not included.

Description	Dimensions mm	Weight kg
Boom Foot		3366
Boom Insert 3m		688

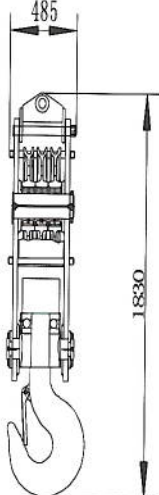
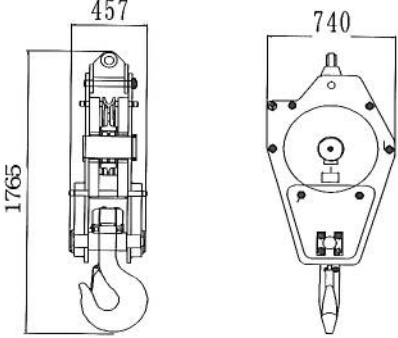

<p>Boom Insert 6m</p>		<p>970</p>
<p>Boom Insert 9m</p>		<p>1269</p>
<p>Boom Top</p>		<p>2827</p>
<p>Runner</p>		<p>427</p>
<p>Jib Foot</p>		<p>259</p>

<p>Jib Insert 3m</p>		<p>239</p>
<p>Jib Insert 6m</p>		<p>408</p>
<p>Jib Top</p>		<p>328</p>

**2. 2. 4 Hook Block**

<p>150T Hook Block</p>		<p>3200</p>
<p>100T Hook Block</p>		<p>1922</p>



<p>50T Hook Block</p>		<p>762.3</p>
<p>25T Hook Block</p>		<p>901</p>
<p>12.5T Hook Block</p>		<p>848</p>