



PRELIMINARY

673E

Telescopic crawler crane



164 kW (Stage IIIa)
186 kW (Stage V)



70 t



36 m + 15 m



MAXCAB

Stage V

673E Advanced. The E-Series.



1978: TX10 telescopic crane

What makes up the E-Series

- Over 25 years of experience in construction and building of highly specialized telescopic cranes
- Uncompromisingly high performance in all areas
- Technology that can be mastered: High-quality components without over-engineering
- Long service life and high value stability

Your top benefits:

1

Green Efficiency

Save fuel – reduce operating costs
Work quietly – protect operator and environment



2

Peak performance

Robust boom system – work on an incline of up to 4°

3

Maximum usability

Comfortable Maxcab operator cab - relaxed work
SENCON - work program selection made easy



4

Flexibility in service

Operate under full load – less space required
Strong undercarriage traction – good off-road capability

5

Easy transport

Mobile undercarriage with outrigger – ready to go in no time

6

Maintenance and service made easy

SENNEBOGEN control system – easy error diagnostics
Simple maintenance – clear labeling

7

Consultation and support in your area

3 production sites – 2 subsidiaries
130 sales partners – over 350 service stations





Stage V

- Most modern, powerful engine
- Fuel-efficient
- Clean emissions

673E Technical data, equipment

MACHINE TYPE

Modell (Typ) **673**

ENGINE

Model	Cummins diesel engine B6.7 186 kW / 253 hp at 2000 rpm Stage V exhaust emissions
	Cummins diesel engine QSB 6.7 164 kW / 223 hp at 2000 rpm Stage IIIa exhaust emissions
	Direct injection, turbo-charged, charge air cooling, reduced emissions
Cooling	Water-cooled
Diesel filter	With water separator and heating system
Air filter	Dry filter with integrated pre-separator, automatic dust discharge, main element and safety element, contamination indicator
Fuel tank	440 l
DEF tank	38 l / 45 l
Electr. system	24 V
Batteries	2 x 155 AH Batterietrennschalter
Options	<ul style="list-style-type: none"> ■ Low temperature package with engine pre-heating and heated diesel filter for temperatures below -20 °C ■ Electric diesel fuel pump

UPPERCARRIAGE

Design	Torsion-resistant box design, precision-crafted, steel bushings for boom bearings. Extremely service-friendly design, longitudinal engine
Electrical system	Central electrical distributor, battery disconnect switch
Cooling system	3-circuit cooling system with high cooling capacity, electronically regulated fan drive for water, charge air, and oil cooler
Safety	Rearview and right sideview cameras, LED lighting package, foldable uppercarriage gallery
Options	<ul style="list-style-type: none"> ■ Additional LED headlights ■ Up to 2 additional cameras ■ Maritime climate varnishing as corrosion protection

Options	<ul style="list-style-type: none"> ■ Low-temperature package for use at temperatures below -20 °C ■ Automatic central lubrication for boom pivot point, luffing cylinder, slewing ring track, and winch drum bearing ■ Pinion tooth lubrication for slewing ring
---------	---


HYDRAULIC SYSTEM


Load sensing/LUDV hydraulic system, electrohydraulic pilot-controlled work functions, load limit sensing control	
Pump type	Swashplate-type variable-displacement piston pump, load pressure-independent flow distribution for simultaneous, independent control of work functions
Pump control	Zero-stroke control, on-demand flow control – the pumps only pump as much oil as will actually be used, pressure purging, load limit sensing control
Delivery rate	max. 375 l/min
Operating pressure	max. 330 bar
Filtration	High-performance filtration with long change interval
Hydraulic tank	765 l
Control system	Proportional, precision electrohydraulic actuation of work movements, 2 electric servo joysticks for work functions, including winch motion display via vibration transducer, additional functions via switches and pedals
Safety	Hydraulic circuits secured with safety valves Pipe fracture safety valve for luffing and telescoping cylinders
Options	<ul style="list-style-type: none"> ■ Bio-oil ■ SENNEBOGEN HydroClean 3 µm hydraulic microfilter ■ Electric heater for hydraulic tank for temperatures below -20 °C

SLEWING DRIVE


Gearbox	Compact planetary gear with slant-axis hydraulic motor, integrated brake valves
Slewing gear brake	Spring-loaded disk brake, pedal for individual braking
Slewing ring	Externally geared slewing ring, sealed
Slewing speed	0-2 rpm , variable


673E Technical data, equipment

CAB 	
Cab type	Maxcab full-size cab, 20° tiltable
Cab equipment	Sliding door, sliding window in the driver door, excellent ergonomics, automatic climate control, heated seat, air-suspension comfort seat, fresh air filter/circulating air filter, 12/24 V connections, SENCON, roller shade for sunroof
Options	<ul style="list-style-type: none"> ■ Hydraulically elevating cab E270, can be elevated 2.70 m and tilted 30° ■ Auxiliary heating system with timer ■ Activated-carbon filter for cab ■ Armored-glass windshield ■ FOPS protective roof grating ■ Radio with USB and SD connection, MP3, and Bluetooth function ■ Working range restriction

ATTACHMENTS 	
Design	Decades of experience, state-of-the-art computer simulation, maximum stability and service life, oversized and low-maintenance bearing points, sealed special bearing bushes, precision-crafted
Telescopic boom	4-part with pulley head, continuous hydraulic telescoping to 11–36 m
Hoisting winch	Slant axis hydraulic motor drive with compact planetary gear and 50 kN tensile force (4th position), cable speed 0–115 m/min, cable diameter 16 mm, 205 m cable length
Safety brake	Spring-loaded disk brake
Crane safety	Next-generation load moment monitoring, straightforward panel displaying all important data through SENCON display, lifting limit switch, cable exit protection, pressure relief valves, and pipe fracture safety device with Eventrecorder
Cylinders	Hydraulic cylinders with high-quality sealing and guide elements
Options	<ul style="list-style-type: none"> ■ 8 m fly boom, tiltable (0°, 40°), extremely fast and easy setup without auxiliary devices, locked on basic boom when not in use ■ Fly boom extension to 15 m (7 m extension), load capacity 5 t, tiltable (0°, 20°, 40°), must be transported separately ■ Auxiliary jib, 5 t load capacity, 1-strand

Options	<ul style="list-style-type: none"> ■ 2nd crane winch: traction 50 kN (4th position), cable speed 0–115 m/min, cable diameter 16 mm, 205 m cable length ■ Additional load charts accepted for 2°/4° incline position ■ 7.5 kW electrohydraulic emergency unit ■ Remote radio control
---------	---

UNDERCARRIAGE 	
Design	T73/410 crawler undercarriage with hydraulically extendable track width. Stable welded construction.
Drive	Hydraulic travel drive for each running gear side, 2-stage hydraulic traction motors
Parking brake	Spring-loaded, hydraulically ventilated disk brake, activated via foot pedal
Traveling gear	700 mm, 3-grouser base plates, maintenance-free tractor drive
Speed	0–2.7 km/h
Options	Available base plate types: <ul style="list-style-type: none"> ■ 800 mm 3-grouser base plates ■ 900 mm 3-grouser base plates ■ 700 mm flat base plates ■ 800 mm flat base plates

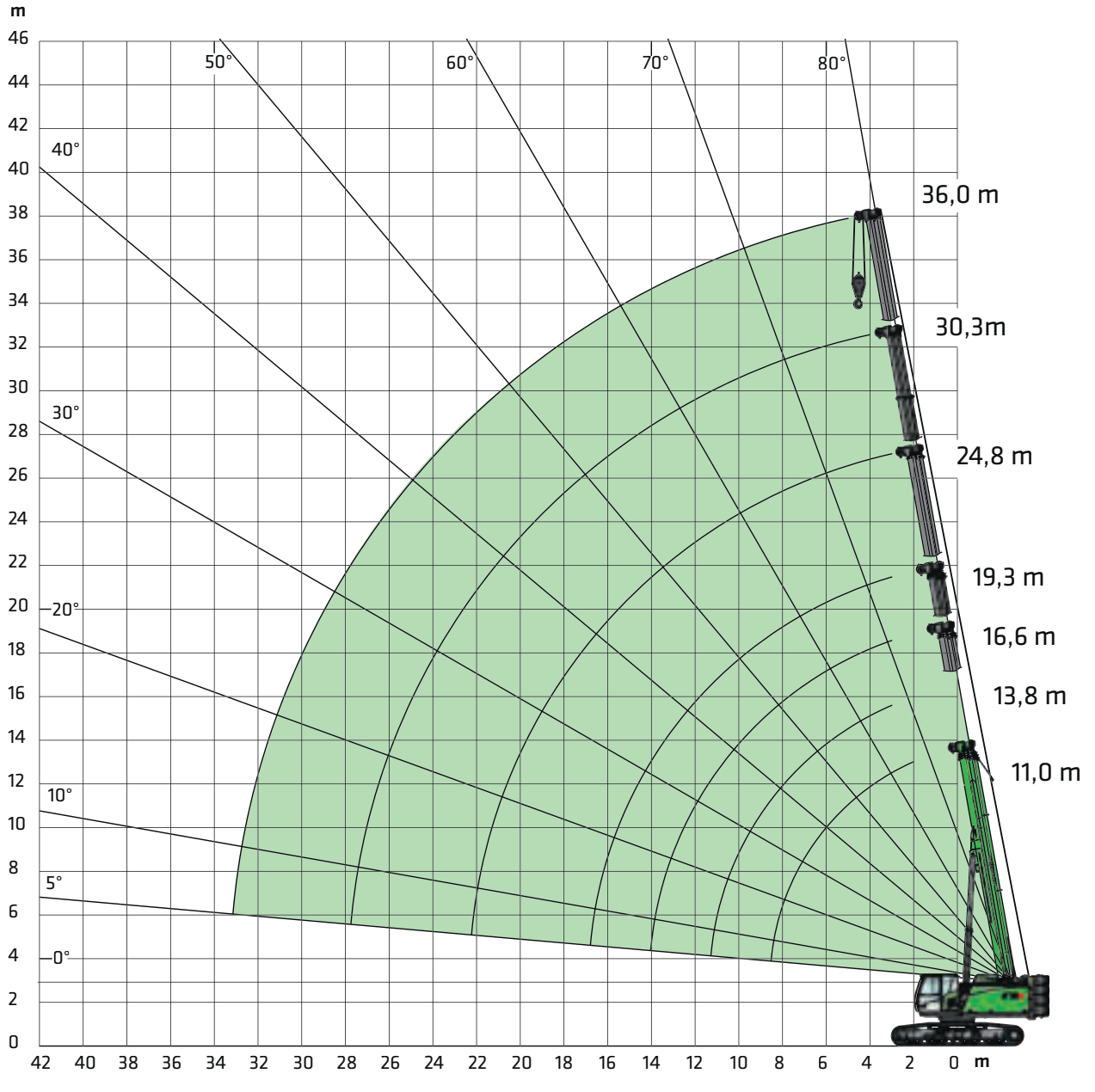
OPERATING WEIGHT 	
Mass	Approx. 69,800 t with 36 m telescopic boom, 8 m fly boom, 35 t hook, 700 mm 3-grouser base plates, 2 hoisting winches, hydraulically telescoping undercarriage, 17.4 t ballast, 8 t undercarriage ballast
Notice	The operating weight varies according to model type.



673E Crane equipment



Telescopic boom 36 m



Hook

Capacity	Weight	Cable reeving and maximum load rating											
		12	11	10	9	8	7	6	5	4	3	2	1
5 t	80 kg												5.000 kg
15 t 1-pulley	190 kg										15.000 kg	10.000 kg	5.000 kg
35 t 3-pulley	260 kg						35.000 kg	30.000 kg	25.000 kg	20.000 kg	15.000 kg	10.000 kg	5.000 kg
60 t 6-pulley	850 kg	60.000 kg	55.000 kg	50.000 kg	45.000 kg	40.000 kg	35.000 kg	30.000 kg	25.000 kg	20.000 kg	15.000 kg	10.000 kg	5.000 kg

673E Load ratings



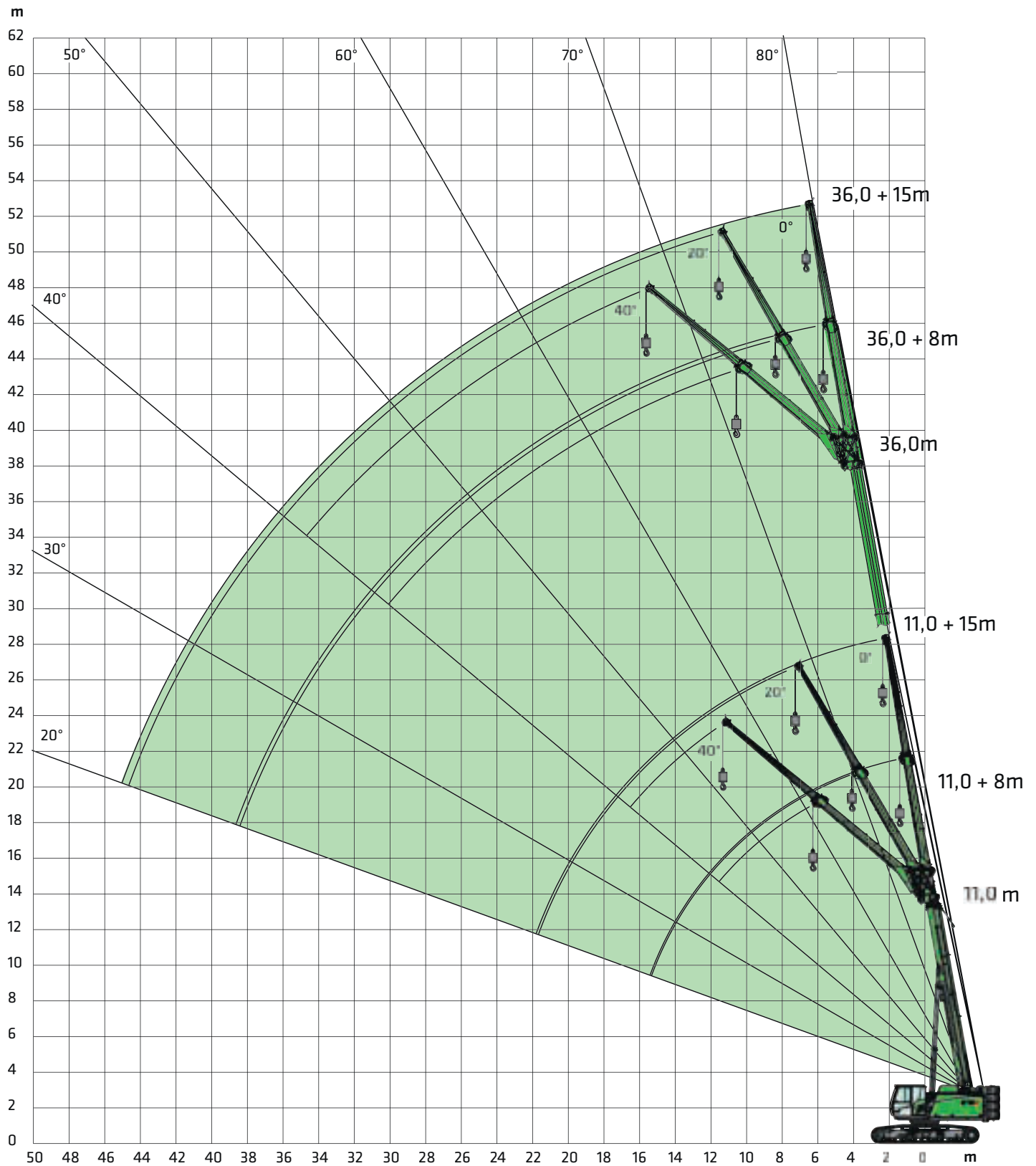
Main boom

	Boom length [m]																				
	11,0			13,8			16,6			19,3			24,8			30,3			36,0		
Counterweight [t]	17,8	17,8	9,3	17,8	17,8	9,3	17,8	17,8	9,3	17,8	17,8	9,3	17,8	17,8	9,3	17,8	17,8	9,3	17,8	17,8	9,3
Undercarriage ballast [t]	8,0	8,0	8,0	8,0	8,0	8,0	8,0	8,0	8,0	8,0	8,0	8,0	8,0	8,0	8,0	8,0	8,0	8,0	8,0	8,0	8,0
Undercarriage track width [m]	4,1	3,2	4,1	4,1	3,2	4,1	4,1	3,2	4,1	4,1	3,2	4,1	4,1	3,2	4,1	4,1	3,2	4,1	4,1	3,2	4,1
Outreach [m]																					
2,0	70,0		50,0																		
2,5	69,5		50,0																		
3,0	67,2		50,0	61,0		50,0	44,0		44,0	37,8		37,8	22,5		22,5						
4,0	56,0		50,0	53,6		50,0	37,7		37,7	32,6		32,6	22,5		22,5	21,0		21,0			
5,0	44,9	41,2	42,0	44,5	37,0	39,0	32,9	32,9	32,9	28,5	28,5	28,5	22,5	22,5	22,5	20,1	20,1	20,1	14,5	14,5	14,5
6,0	37,3	31,0	31,0	36,9	30,0	30,5	29,1	28,0	29,1	25,1	25,1	25,1	22,1	22,1	22,1	18,4	18,4	18,4	14,5	14,5	14,5
7,0	31,4	24,5	24,0	30,8	24,0	23,6	26,1	23,5	23,3	22,5	22,5	22,4	19,8	19,8	19,8	16,9	16,9	16,9	14,2	14,2	14,2
8,0	25,5	20,0	19,3	25,0	19,5	19,0	23,6	19,6	18,7	20,3	19,1	18,5	17,9	17,9	17,9	15,4	15,4	15,4	13,4	13,4	13,4
9,0				20,8	16,5	15,7	20,5	16,4	15,4	18,4	16,2	15,2	16,4	15,8	15,6	14,1	14,1	14,1	12,6	12,6	12,6
10,0				17,6	14,0	13,2	17,4	13,9	13,0	16,8	13,8	12,8	15,0	14,0	13,4	12,9	12,9	12,9	11,8	11,8	11,8
12,0				15,2 / 11,0m	12,0 / 11,0m	11,3 / 11,0m	13,1	10,5	9,5	13,0	10,3	9,4	12,8	10,9	10,0	11,0	11,0	10,3	10,2	10,2	10,2
14,0							11,5 / 13,0m	9,0 / 13,0m	8,3 / 13,0m	10,2	8,0	7,1	10,7	8,3	7,7	9,5	8,6	8,0	8,7	8,5	8,2
16,0										8,1	6,1	5,4	8,6	6,6	6,0	8,3	6,9	6,4	7,5	7,1	6,6
18,0													7,1	5,3	4,8	7,3	5,6	5,2	6,5	5,8	5,4
20,0													5,9	4,2	3,8	6,2	4,6	4,2	5,8	4,8	4,4
22,0													5,3 / 21,0m	3,8 / 21,0m	3,3 / 21,0m	5,2	3,7	3,4	5,2	4,0	3,6
24,0																4,4	3,0	2,7	4,7	3,4	2,9
26,0																3,7	2,5	2,0	4,0	2,8	2,4
28,0																			3,4	2,3	1,9
30,0																			2,8	1,8	1,5
32,0																			2,4	1,4	1,0
Number of strands	14	9	10	13	8	10	9	7	9	8	6	8	5	5	5	5	5	5	3	3	3
I. Tele	0%			33%			66%			100%			100%			100%			100%		
II. Tele	0%			0%			0%			0%			33%			66%			100%		
III. Tele	0%			0%			0%			0%			33%			66%			100%		
Load ratings must be reduced when fly boom is mounted on basic body.																					
Load capacity reduction [kg]	770			610			510			430			340			280			240		

673E Crane equipment



Fly boom length 8 m or 15 m



673E Load ratings



8 m fly boom

17,8 t	8,0 t	Telescopic boom length [m]														
		11,0			19,3			24,8			30,3			36,0		
4,1 m	0°	20°	40°	0°	20°	40°	0°	20°	40°	0°	20°	40°	0°	20°	40°	
Outreach [m]																
2,0	10,0															
3,0	10,0															
4,0	9,7	7,7		10,0												
5,0	9,2	6,9		9,6			10,0									
6,0	9,0	6,7	4,1	9,0	5,9		9,4			8,1						
7,0	7,7	6,2	3,9	8,5	5,6		8,5	5,8		8,0			6,4			
8,0	7,2	5,9	3,7	7,9	5,3		8,2	5,5		7,9	5,6		6,4			
9,0	6,7	5,2	3,6	7,3	5,0	3,8	7,8	5,2		7,8	5,4		6,4			
10,0	6,5	5,0	3,5	6,8	4,8	3,7	7,4	5,0	3,8	7,6	5,2	3,8	6,3	5,1		
11,0	5,5	4,7	3,3	6,5	4,4	3,5	6,7	4,6	3,6	7,2	4,8	3,6	6,1	4,8	3,7	
12,0	5,2	4,6	3,2	5,5	4,2	3,4	6,4	4,4	3,5	6,9	4,7	3,6	6,0	4,6	3,6	
13,0	4,9	4,5	3,1	5,2	4,0	3,3	6,0	4,2	3,4	6,7	4,5	3,5	5,8	4,5	3,5	
14,0	4,7	4,4		4,9	3,8	3,2	5,7	4,1	3,4	6,4	4,3	3,4	5,6	4,4	3,4	
15,0		4,3		4,6	3,7	3,2	5,3	4,0	3,3	6,1	4,2	3,4	5,4	4,2	3,3	
16,0		3,2		4,4	3,5	3,1	5,1	3,9	3,2	5,9	4,1	3,3	5,2	4,2	3,3	
17,0				4,2	3,4	3,1	4,9	3,8	3,2	5,6	4,0	3,3	5,0	4,1	3,3	
18,0				4,0	3,3	3,1	4,6	3,7	3,1	5,3	3,9	3,3	4,8	4,0	3,2	
19,0				3,9	3,2	3,0	4,4	3,6	3,1	5,1	3,8	3,2	4,6	3,9	3,2	
20,0				3,7	3,1		4,2	3,5	3,1	4,9	3,7	3,1	4,3	3,8	3,2	
21,0				3,6	3,1		4,1	3,4	3,0	4,7	3,6	3,1	4,2	3,7	3,2	
22,0				3,4	3,1		3,9	3,3	3,0	4,4	3,5	3,1	3,9	3,6	3,1	
23,0				3,2	3,0		3,8	3,2	2,9	4,3	3,5	3,0	3,7	3,5	3,1	
24,0							3,7	3,1		4,1	3,4	3,0	3,5	3,3	3,1	
25,0							3,6	3,1		3,7	3,3	3,0	3,3	3,2	3,1	
26,0							3,3	3,1		3,4	3,3	2,9	3,1	3,0	3,1	
27,0							3,0	3,0		3,1	3,2	2,8	3,0	2,7	3,0	
28,0							2,7			2,7	3,1		2,9	2,6	2,9	
29,0							2,4			2,5	2,8		2,5	2,4	2,8	
30,0										2,2	2,3		2,2	2,2	2,4	
32,0										1,9	2,0		1,9	2,0		
34,0													1,5	1,6		
36,0													1,2	1,3		
38,0													0,9			
Number of strands	2	2	1	2	2	1	2	2	1	2	2	1	2	2	1	
Tele. I	0%			100%			100%			100%			100%			
Tele. II	0%			0%			33%			66%			100%			
Tele. III	0%			0%			33%			66%			100%			

673E Load ratings



15 m fly boom

17,8 t	8,0 t	Telescopic boom length [m]														
		11,0			19,3			24,8			30,3			36,0		
4,1 m	0°	20°	40°	0°	20°	40°	0°	20°	40°	0°	20°	40°	0°	20°	40°	
Outreach [m]																
2,0	5,0															
3,0	5,0															
4,0	5,0															
5,0	4,8			4,6												
6,0	4,5			4,5			4,3									
7,0	4,3	3,6		4,3			4,3			3,9						
8,0	4,1	3,4		4,2			4,2			3,9			3,4			
9,0	4,0	3,2		4,0			4,1			3,8			3,4			
10,0	3,6	3,0		3,8	2,9		4,0	2,9		3,7			3,4			
11,0	3,4	2,9	2,3	3,7	2,8		3,9	2,8		3,7			3,3			
12,0	3,3	2,8	2,2	3,5	2,7		3,7	2,8		3,6	2,8		3,3	2,7		
13,0	3,1	2,8	2,1	3,4	2,6		3,6	2,7		3,5	2,7		3,3	2,7		
14,0	3,0	2,8	2,0	3,2	2,5	2,0	3,5	2,6	2,1	3,4	2,6		3,2	2,6		
15,0	2,9	2,6	1,9	3,0	2,4	1,9	3,3	2,5	2,0	3,4	2,5		3,1	2,6		
16,0	2,8	2,5	1,9	2,9	2,3	1,9	3,2	2,4	2,0	3,3	2,4	2,0	3,1	2,5	2,0	
17,0	2,7	2,4	1,8	2,8	2,3	1,9	3,0	2,3	1,9	3,2	2,4	2,0	3,0	2,5	2,0	
18,0	2,6	2,3	1,8	2,6	2,1	1,9	2,9	2,3	1,9	3,1	2,3	1,9	3,0	2,4	1,9	
19,0	2,6	2,2	1,8	2,5	2,1	1,9	2,8	2,2	1,9	3,0	2,2	1,9	2,9	2,4	1,9	
20,0	2,5	2,2	1,8	2,4	2,0	1,8	2,7	2,1	1,8	2,9	2,2	1,9	2,8	2,3	1,9	
21,0	2,4	2,1	1,8	2,3	1,9	1,8	2,6	2,1	1,8	2,8	2,1	1,9	2,8	2,2	1,9	
22,0	2,3	2,1		2,2	1,9	1,7	2,5	2,0	1,8	2,7	2,1	1,9	2,7	2,2	1,9	
23,0				2,1	1,8	1,6	2,4	2,0	1,8	2,6	2,0	1,8	2,6	2,1	1,8	
24,0				2,0	1,8	1,6	2,3	1,9	1,7	2,5	2,0	1,8	2,6	2,1	1,8	
25,0				2,0	1,8	1,6	2,2	1,9	1,7	2,5	2,0	1,8	2,5	2,0	1,8	
26,0				1,9	1,7	1,6	2,2	1,8	1,7	2,4	1,9	1,7	2,5	2,0	1,8	
27,0				1,8	1,7		2,2	1,8	1,7	2,3	1,9	1,7	2,4	1,9	1,8	
28,0				1,8	1,7		2,1	1,8	1,7	2,2	1,9	1,7	2,4	1,9	1,8	
29,0				1,7	1,7		2,1	1,8	1,7	2,2	1,9	1,7	2,3	1,9	1,8	
30,0				1,7	1,7		2,0	1,8	1,7	2,1	1,8	1,7	2,3	1,8	1,7	
32,0							2,0	1,7		2,0	1,8	1,7	2,2	1,8	1,7	
34,0							1,9	1,7		1,9	1,8	1,7	1,9	1,7	1,7	
36,0							1,7			1,6	1,7		1,6	1,7	1,6	
38,0										1,3	1,5		1,3	1,6	1,6	
40,0										1,0	1,2		1,0	1,3	1,0	
42,0													0,8	1,0		
44,0													0,6	0,7		
Number of strands	1	1	1	1	1	1	1	1	1	1	1	1	1	1	1	1
Tele. I		0%			100%			100%			100%			100%		
Tele. II		0%			0%			33%			66%			100%		
Tele. III		0%			0%			33%			66%			100%		

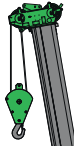
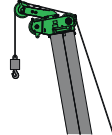
































673E Load ratings



Auxiliary jib

	Boom length [m]																				
	11,0			13,8			16,6			19,3			24,8			30,3			36,0		
Counterweight [t]	17,8	17,8	9,3	17,8	17,8	9,3	17,8	17,8	9,3	17,8	17,8	9,3	17,8	17,8	9,3	17,8	17,8	9,3	17,8	17,8	9,3
Undercarriage ballast [t]	8,0	8,0	8,0	8,0	8,0	8,0	8,0	8,0	8,0	8,0	8,0	8,0	8,0	8,0	8,0	8,0	8,0	8,0	8,0	8,0	8,0
Undercarriage track width [m]	4,1	3,2	4,1	4,1	3,2	4,1	4,1	3,2	4,1	4,1	3,2	4,1	4,1	3,2	4,1	4,1	3,2	4,1	4,1	3,2	4,1
Outreach [m]																					
2,0	5,0		5,0	5,0		5,0	5,0		5,0	5,0		5,0									
2,5	5,0		5,0	5,0		5,0	5,0		5,0	5,0		5,0									
3,0	5,0		5,0	5,0		5,0	5,0		5,0	5,0		5,0	5,0		5,0						
4,0	5,0		5,0	5,0		5,0	5,0		5,0	5,0		5,0	5,0		5,0	5,0		5,0			
5,0	5,0	5,0	5,0	5,0	5,0	5,0	5,0	5,0	5,0	5,0	5,0	5,0	5,0	5,0	5,0	5,0	5,0	5,0	5,0	5,0	5,0
6,0	5,0	5,0	5,0	5,0	5,0	5,0	5,0	5,0	5,0	5,0	5,0	5,0	5,0	5,0	5,0	5,0	5,0	5,0	5,0	5,0	5,0
7,0	5,0	5,0	5,0	5,0	5,0	5,0	5,0	5,0	5,0	5,0	5,0	5,0	5,0	5,0	5,0	5,0	5,0	5,0	5,0	5,0	5,0
8,0	5,0	5,0	5,0	5,0	5,0	5,0	5,0	5,0	5,0	5,0	5,0	5,0	5,0	5,0	5,0	5,0	5,0	5,0	5,0	5,0	5,0
9,0				5,0	5,0	5,0	5,0	5,0	5,0	5,0	5,0	5,0	5,0	5,0	5,0	5,0	5,0	5,0	5,0	5,0	5,0
10,0				5,0	5,0	5,0	5,0	5,0	5,0	5,0	5,0	5,0	5,0	5,0	5,0	5,0	5,0	5,0	5,0	5,0	5,0
12,0				5,0 / 11,0m	5,0 / 11,0m	5,0 / 11,0m	5,0	5,0	5,0	5,0	5,0	5,0	5,0	5,0	5,0	5,0	5,0	5,0	5,0	5,0	5,0
14,0							5,0 / 13,0m	5,0 / 13,0m	5,0 / 13,0m	5,0	5,0	5,0	5,0	5,0	5,0	5,0	5,0	5,0	5,0	5,0	5,0
16,0										5,0	5,0	5,0	5,0	5,0	5,0	5,0	5,0	5,0	5,0	5,0	5,0
18,0													5,0	5,0	4,7	5,0	5,0	4,9	5,0	5,0	5,0
20,0													5,0	4,1	3,7	5,0	4,5	4,1	5,0	4,9	4,3
22,0													4,6 / 21,0m	3,7 / 21,0m	3,2 / 21,0m	4,6	3,6	3,3	4,8	3,9	3,5
24,0																3,7	2,9	2,6	4,0	3,3	2,8
26,0																3,0	2,4	1,9	3,3	2,7	2,3
28,0																			2,7	2,2	1,8
30,0																			2,2	1,7	1,4
32,0																			1,8	1,3	0,9
Number of strands	1	1	1	1	1	1	1	1	1	1	1	1	1	1	1	1	1	1	1	1	1
Tele. I	0%			33%			66%			100%			100%			100%			100%		
Tele. II	0%			0%			0%			0%			33%			66%			100%		
Tele. III	0%			0%			0%			0%			33%			66%			100%		
Load ratings must be reduced when fly boom is mounted on basic body.																					
Load capacity reduction [kg]	770			610			510			430			340			280			240		

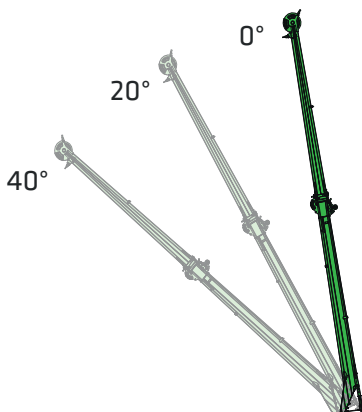
673E Load capacity programs

		Main boom		Auxiliary jib 5 t		8 m fly boom		15 m fly boom	
									
Undercarriage track width		 4,1 m	 3,2 m	 4,1 m	 3,2 m	 4,1 m	 3,2 m	 4,1 m	 3,2 m
Counterweight [t]	Undercarriage ballast [t]								
 17,8 t	 8,0 t	360° 	360° 	360° 	360° 	360° 	-	360° 	-
 9,3 t	 8,0 t	360° 	360° 	360° 	360° 	-	-	-	-
 9,3 t	 0 t	360° 	-	360° 	-	-	-	-	-
 0 t	 0 t	360° 	-	360° 	-	-	-	-	-

Note:

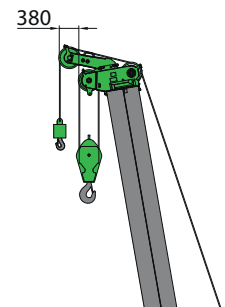
1. Specified load ratings only apply when machine is level ($\pm 0.3^\circ$) and stable.
2. Load ratings are specified in tons and apply to 360 degrees.
3. Load ratings are in accordance with EN 13000.
4. The weight of the load handling devices (e.g., hook, cable) must be subtracted from the load ratings.
5. Load ratings must be limited or reduced when conditions are unfavorable, such as soft or uneven ground, slopes, wind, lateral loads, swinging loads, jerking or sudden stopping of load, operator inexperience, driving with load.
6. Permissible rope winch per strand in crane mode for cable diameter 16 mm - 5,000 kg.
7. Specified load ratings are for reference only. See the tables in the operating manual for the applicable load rating.
8. Safe working loads are also available for 2° and 4° incline.

673E Fly boom

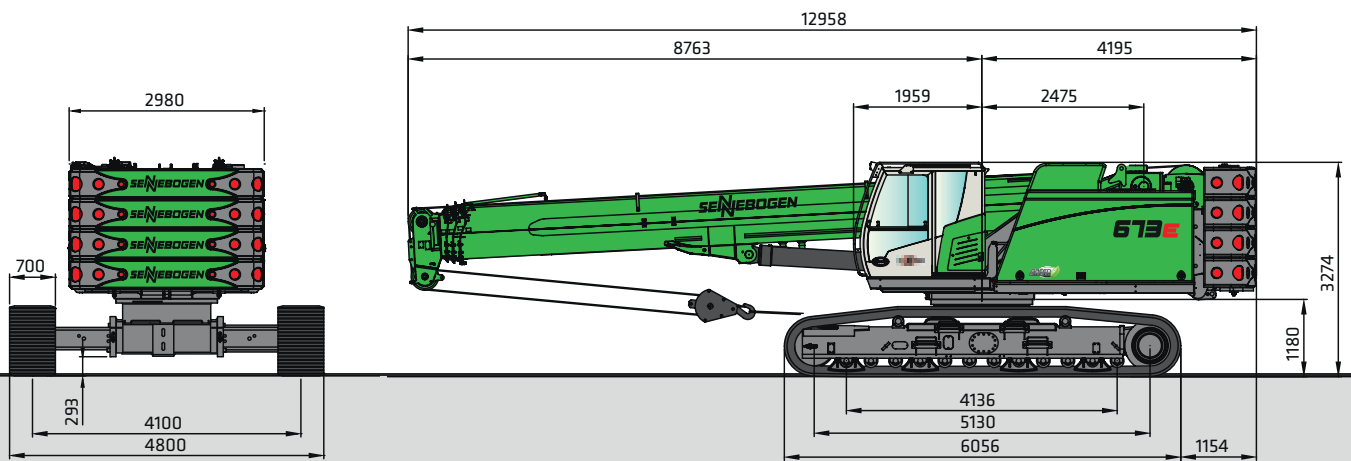


Fly boom variants

- Fly boom 8 m
10 t load capacity, maximum 2-strand, possible offset angle 0°/20°/40°
- Fly boom 15 m
with 7 m extension, 5 t load capacity, maximum 1-strand, offset angle 0°/20°/40°
- Auxiliary jib
5 t load capacity, 1-strand

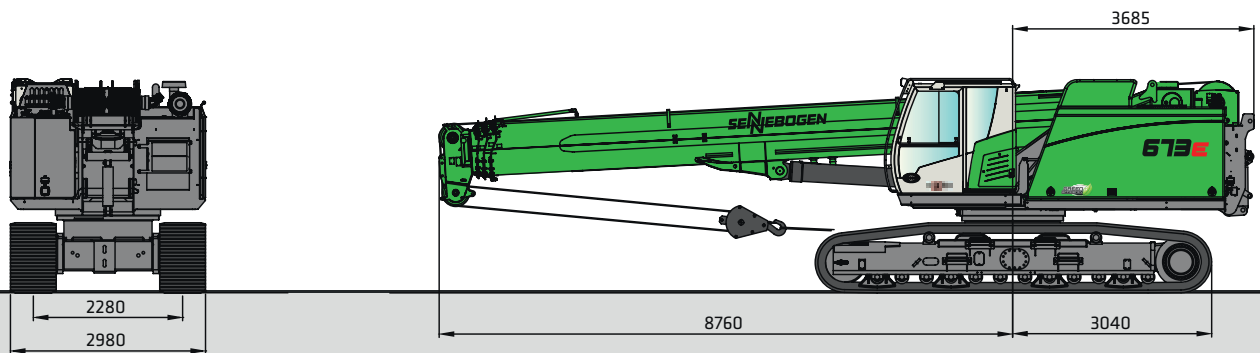


673E Transport dimensions and weights



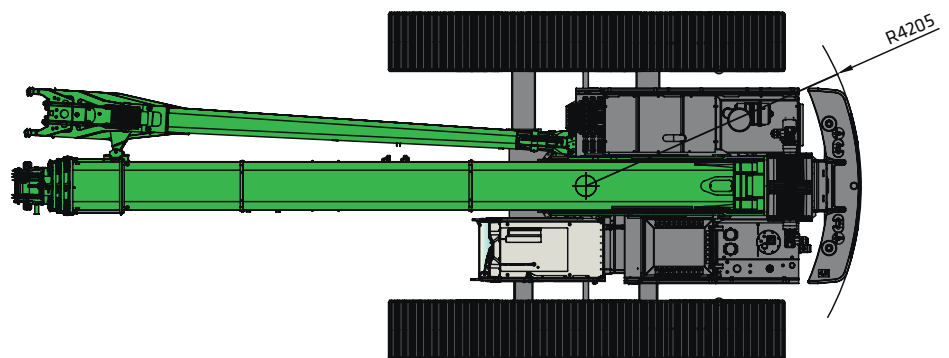
673 R with undercarriage T73/410 undercarriage and 700 mm 3-grouser base plates

Operating weight: approx. 69,800 kg (with 8 m fly boom, 2 hoisting winches, counterweight, and undercarriage ballast)

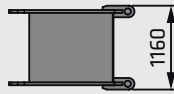
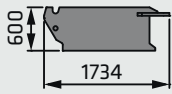


Transport weight: approx. 45,500 kg (8 m fly boom, 2 hoisting winches, without undercarriage ballast, without counterweight)

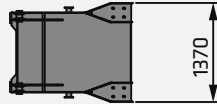
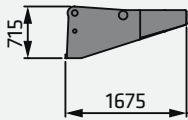
Transport weight: approx. 53,600 kg (8 m fly boom, 2 hoisting winches, with undercarriage ballast, without counterweight)



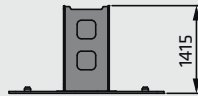
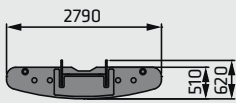
673E Transport dimensions and weights



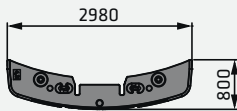
Undercarriage ballast 2 x 4,000 kg



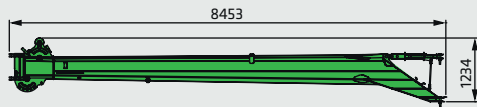
Support bracket ballast 1 x 590 kg



Ballast base plate 1 x 825 kg



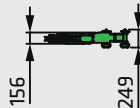
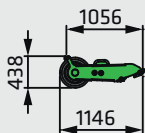
Ballast plate 4 x 4,250 kg



8 m fly boom 730 kg




7 m fly boom extension 305 kg




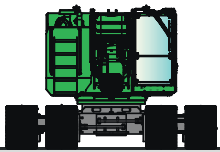
5 t auxiliary jib 50 kg

673E Self-assembly system

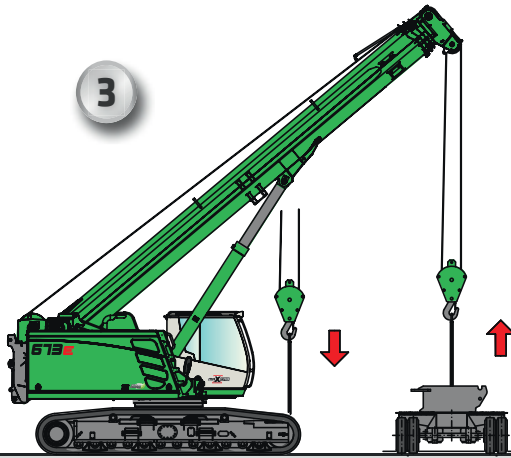
1



2

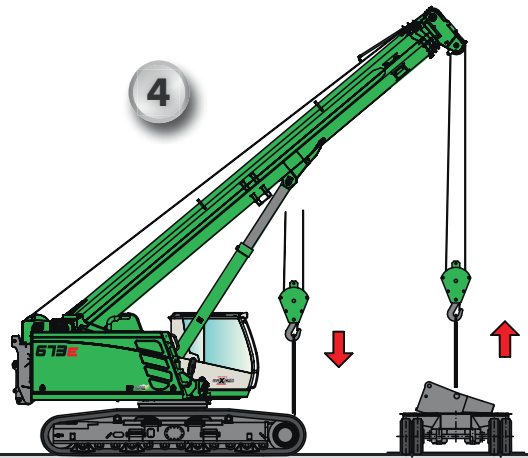


3



Undercarriage ballast

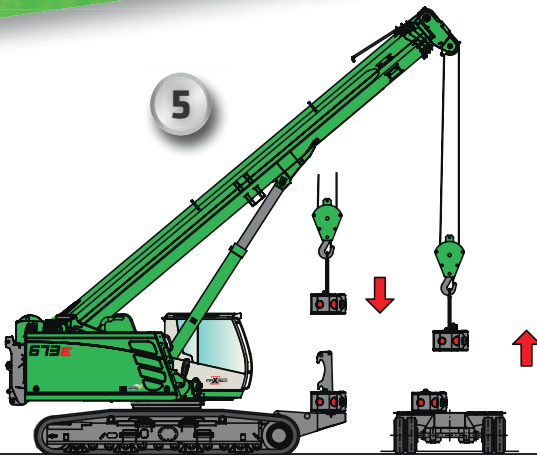
4



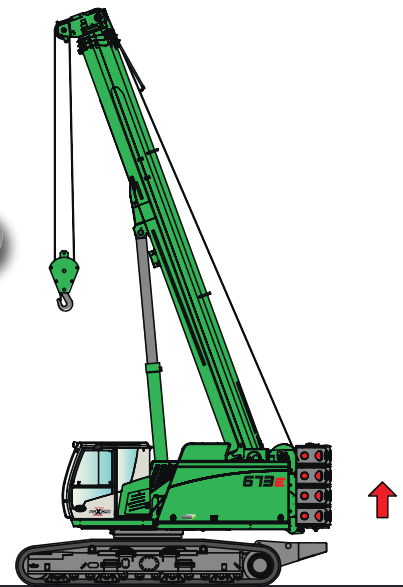
Ballast unloading console

Ready to use in 30 minutes

5



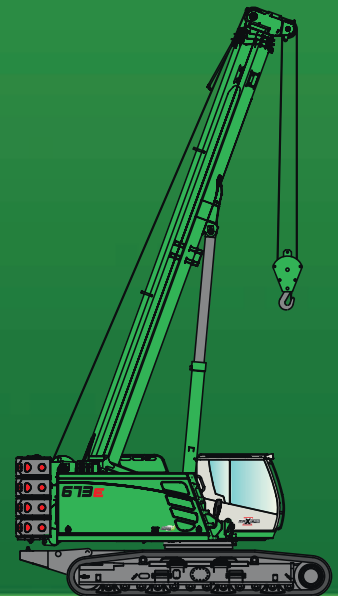
6



Load ballast

673E

R



This catalog describes machine models, scopes of equipment of individual models, and configuration options (standard equipment and optional equipment) of the machines delivered by SENNEBOGEN Maschinenfabrik. Machine illustrations can contain optional equipment and supplemental equipment. Actual equipment may vary in a tolerance range depending on the country to which the machines are delivered, especially in regard to standard and optional equipment

All product designations used may be trademarks of SENNEBOGEN Maschinenfabrik GmbH or other supplying companies, and any use by third parties for their own purposes may violate the rights of the owners.

Please contact your local SENNEBOGEN sales partner for information concerning the equipment variants offered. Requested performance characteristics are only binding if they are expressly stipulated upon conclusion of the contract. Delivery options and technical features are subject to change. Errors and omissions excepted. Equipment is subject to change, and rights of advancement are reserved.

© SENNEBOGEN Maschinenfabrik GmbH, Straubing/Germany. Reproduction in whole or in part only with written consent of SENNEBOGEN Maschinenfabrik GmbH, Straubing, Germany.

SENNEBOGEN

SENNEBOGEN
Maschinenfabrik GmbH
Sennebogenstraße 10
94315 Straubing, Germany

Tel. +49 9421 540-144/146
marketing@sennebogen.de

Order no. 179559
673R-E-124405-061510-101615-031815

GO FOR GREEN

 www.sennebogen.com